















Dear Parent/ Carer

To help you through this tricky time, our Year 1 team have put together some ideas of what your day might look like with your child.

Stay flexible, this schedule is just a guideline.

8.00	 Breakfast and breakfast clean up.
8.30 – 9.00	Make beds  and brush teeth 
9.00 – 9.15	 Wake up and shake up song! <a href="https://www.youtube.com/watch?v=mVXPTyfA4c">https://www.youtube.com/watch?v=mVXPTyfA4c</a>
9.15 -10.15	<b>Phonics</b> activities and Reading Journal task on the home learning pack on the school website. 
10.15-10-30	 <b>Snack time</b> and do something active inside. i.e. 20 star jumps, 20 sit ups, 20 squat jumps and 20 lunges.
10.30 - 11.15	<b>Writing</b> activity on the home learning pack on the school website. 
11.15-12.15	 Maths activity on the home learning pack on the school website.
12.15-1.00	<b>Lunch:</b> Burn some energy. Try to have a run around the house or garden!
1.00 – 2.00	 <b>Topic.</b> What do we know about plants? on the home learning pack on the school website.
2.00 – 2.15	<b>Snack Time</b> and do something active inside. Jack Hartmann maths songs on Youtube: <a href="https://www.youtube.com/watch?v=3txltaYkTyE">https://www.youtube.com/watch?v=3txltaYkTyE</a> Explore: Which is your favourite? 
2.15 – 2.45	 <b>Story time</b> with an adult. Find somewhere cosy to read your book.
3.00 - 3.30	<b>Life skills</b> Have a go at learning something new. <ul style="list-style-type: none"><li>• Tie your shoe lace.</li><li>• Make a sandwich</li><li>• Wash up the dishes.</li><li>• Tidy your room</li><li>• What else can you learn to do?</li></ul> 
3.30	<b>Have fun:</b> play with your toys!
 	You can also access Charanga <a href="http://www.charanga.com">www.charanga.com</a> Login details – Username: 6233 Password: bradford which is a wonderful resource to support the Music Curriculum. You could: <ul style="list-style-type: none"><li>• Make a musical instrument from things you can find in your home</li><li>• Listen to some music and write or talk about what you listened to. Did you like it? Why? Try to include the word pitch dynamics and tempo.</li></ul>