






Dear Parent/Carer,

To help you through this tricky time, our Year 3 team have put together some ideas for what your day might look like with your child. We understand that this might not always be possible but hope it will help. Stay flexible and remember this is just a guideline.

Thank you,

Mr Dunderdale, Miss Patterson and Miss Knowles.

| | | |
|-------------|---|---|
| 8.00-9.00 | Breakfast, clean up, make beds and brush teeth. |  |
| 9.00-9.15 | Wake up! Shake up! | |
| | We use GoNoodle (www.gonoodle.com) which is free to subscribe to. It has lots of brilliant videos for your children to follow including breathing exercises and guided dances! | |
| 9.15-10.15 | 5 minutes on Times Tables Rockstars  (www.ttrackstars.com) followed by the Maths Activity from the home-learning pack on the school website. | |
| 10.15-10.45 | Snack time and have a run around in the garden or do something active indoors. |   |
| 10.45-11.15 | Enjoy a book. You could just relax and read quietly or sometimes you might get to a part in your book where you would like to complete a Reading Journal activity. | |
| 11.15-11.45 | Spelling activity from the home-learning pack on the school website. | |
| 11.45-12.30 | English activity from the home-learning pack on the school website. | |
| 12.30-1.30 | Lunch time. Try to have another run around and burn off some energy! You could even think of a game to play with other people in the house. | |
| 1.30-2.00 | Mathletics See if you can work towards achieving a certificate on Mathletics. Remember you need to earn 1000 points in a week to achieve this. You will get more points for curriculum activities but you can also achieve points playing against others on Live Mathletics. | |
| 2.00-3.00 | Afternoon activity from the home-learning pack on the school website. | |
| 3.00-3.30 | Enjoy some reading time with an adult or sibling. |  |



You can also access Charanga (www.charanga.com) which is a wonderful resource to support the Music Curriculum. You could:

- listen and appraise a piece of music each week
- write about why you like or dislike a piece of music (remembering to use musical vocabulary pitch/dynamics/tempo)
- Make a fact sheet about a composer/artist



Login details - Username: 6233 Password: bradford