



Year 3 Week 6 Day 3


Maths order of Learning

1. Starter
2. Main Activity

To recognise, identify and describe unit fractions

If you want to Challenge yourself,
try our

HOTs



Answers will be given on the answer sheet on Friday

To be completed by everyone

Starter:

https://www.youtube.com/watch?v=6ZrNQ3y_q4M

<https://www.youtube.com/watch?v=bnflzE7PnC0&t=10s>

To complete this activity you will need to design a meal.

On your plate you will need to have the following things.

$\frac{1}{4}$

of the plate will need to be protein

$\frac{1}{2}$

of the plate will need to be fruit or vegetables

$\frac{1}{4}$

of your plate will need to be carbohydrates



Maths - Fractions

To be completed by everyone

Main Activity

To recognise, identify and describe unit fractions

Click on the link and begin your learning journey.
Complete the pre-quiz, watch the video and complete the activities

<https://www.thenational.academy/year-3/maths/to-recognise-identify-and-describe-unit-fractions-year-3-wk1-3>

The answers will be given at the end of the video.
Please stop the video and complete the activity before listening to the answers.

HOTs



True or False?

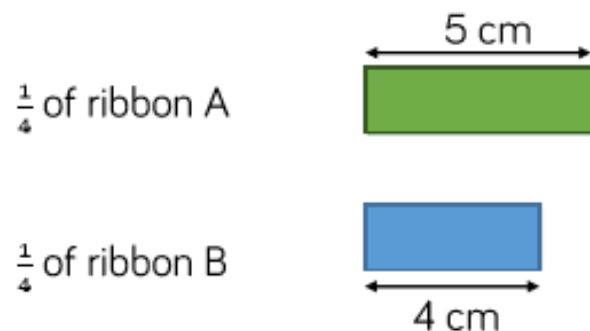
Five tenths is $\frac{2}{10}$ smaller than 7 tenths.

Five tenths is $\frac{2}{10}$ larger than three tenths.

Do you agree?

Explain why.

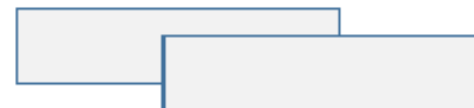
Mo has two ribbons. He cuts $\frac{1}{4}$ from each ribbon.



How long were Mo's whole pieces of ribbon?

Which ribbon was the longest? How much longer?

Alex is folding two identical paper strips.



I think $\frac{1}{4}$ of the strip will be bigger than $\frac{1}{2}$ of the strip because 4 is bigger than 2

Use paper strips to prove Alex is incorrect.

Answers will be given on the answer sheet on Friday

Spellings

Can you write a definition for each of these eight spellings?

1. eighth
2. busy
3. knowledge
4. library
5. medicine
6. certain
7. naughty
8. strength

1. The three little pigs began to bild their houses.
2. I can't disside whether to have the pepperoni or ham pizza.
3. My brother thought it was too erlie to get up for school.
4. "Get into a groop of four," said my teacher.
5. Dad rode his bisikle to work.
6. The letter did not have the right adres on it.
7. Jane lives in the house oposit Harry.
8. Ben thort it was time to go to bed.

*Write the sentence out in your book with the words circled spelt
CORRECTLY.*

English - Poetry Lesson 3

This is Lesson 3 of the week and looks at the features of a poem.

<https://www.thenational.academy/year-3/english/poetry-identifying-the-features-of-a-text-year-3-wk3-3>

Complete the quiz before starting the lesson so you can see the pre-learning (if you listened super carefully to yesterday's lesson this may help you with the quiz!)

English - Poetry Lesson 3

Once you have watched the video there is an activity to complete, this activity can be completed in your books.

The quiz at the end of the lesson tests your knowledge from the lesson and will give you your score and the answers straight away!

Don't forget if there is anything you are stuck on from this week so far you can go back and re-cap at any point! - You can re-watch the lessons and re-take the quizzes if you would like to also!

Computing

Using Purplemash we would like you to create a blog about either a Celtic Warrior or a Roman Soldier. Using the information you have found for your topic work and your opinions too!



Log in Purplemash and click on computing

- Then following computing click on 2blog

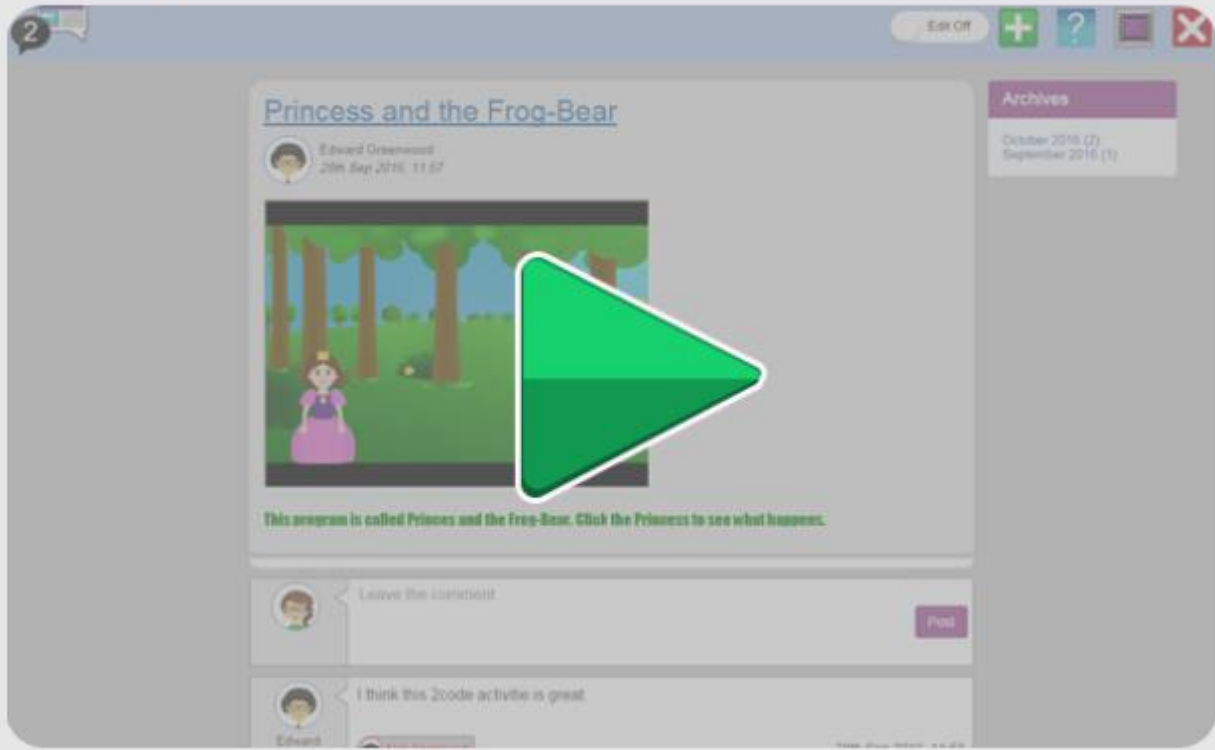
The screenshot shows the Purplemash website interface. At the top, there is a navigation bar with tabs: Home, 2Dos, Work, Data, Sharing, Teachers, Admin, Help, and Alerts. On the right side of the navigation bar, it says 'Whitby Primary School' and 'logou'. Below the navigation bar, there is a purple header with a back arrow and the text 'Home/Computing'. To the right of the header is a search bar with a magnifying glass icon and the text 'Search', and a button with a funnel icon and the text 'Add filter'. Below the header, the text 'Computing Tools:' is displayed. Underneath, there is a grid of 15 icons, each with a label below it. The icons are: 2Blog (a grid of four icons: a beaker, a soccer ball, a guitar, and a cat), 2Code (a green robot), 2Connect (a lightbulb connected to four nodes), 2Chart (a flowchart with four nodes), 2DIY 3D (a red robot with a 'Flash' label), 2DIY3D (a red robot with four arrows pointing outwards), 2Do It Yourself (a white robot with a '2' and 'DIY' text), 2Email (a yellow envelope with an '@' symbol and a purple arrow), 2Go (a bee with four arrows pointing outwards), 2Investigate (a magnifying glass over a grid of colored squares), Logo (a blue grid with a green arrow pointing left), 2Question (a question mark over a grid of colored squares), 2Quiz (a question mark over a star), 2Simulate (a soccer ball and a laptop with a 'Flash' label), and 2Type (a hand with five colored dots on the fingers).

Follow the instructions that follow on screen.

Watch the video with a guide on how to create your blog!

Get creating!

Welcome to 2Blog



The screenshot shows a web browser window with a blue title bar containing 'Exit Off', a plus sign, a question mark, a square, and a close button. The main content area features a video player titled 'Princess and the Frog-Bear' by Edward Greenwood, dated 20th Sep 2016, 11:57. The video thumbnail shows a princess in a purple dress in a forest. A large green play button is overlaid on the video. Below the video, there is a comment section with a 'Post' button and a comment that says 'I think this Zoode activite is great'. On the right side, there is an 'Archives' sidebar with links for 'October 2016 (2)' and 'September 2016 (1)'.

This program is called Princess and the Frog-Bear. Click the Princess to see what happens.

Leave the comment

I think this Zoode activite is great

For detailed help getting started and further information see our [user guide](#).

DON'T FORGET TO SAVE YOUR
BLOGS IN YOUR CLASS FOLDER!



**KEEP
CALM
AND
SAVE YOUR
WORK**