



Year 3 Week 7 Day 1


Order of Learning

1. Starter
2. Main Activity

Identify and describing non-unit fractions

If you want to Challenge yourself,
try our

HOTs



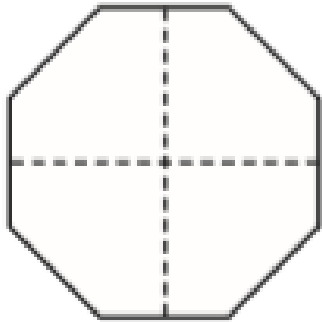
To be completed by everyone

Answers will be given on the answer sheet on Friday

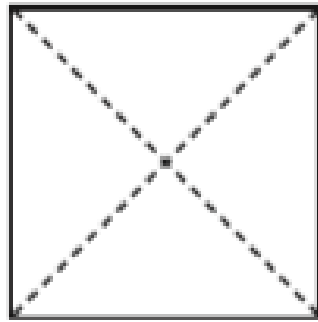
Starter:

3 Colour the fractions of each shape:

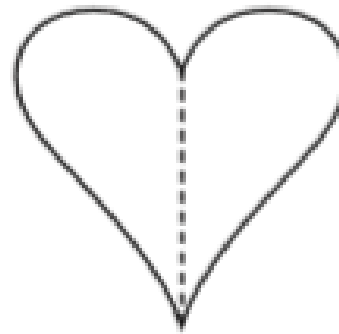
a two quarters




b three quarters



c one half



d three quarters



Maths - Fractions

To be completed by everyone

Identify and describing non-unit fractions

Main Activity

Click on the link and begin your learning journey.
Complete the pre-quiz, watch the video and complete the activities

<https://www.thenational.academy/year-3/maths/identify-and-describing-non-unit-fractions-year-3-wk2-1>

The answers will be given at the end of the video.
Please stop the video and complete the activity before listening to the answers.

HOTs



Here are three fractions.

$$\frac{3}{8} \quad \frac{3}{5} \quad \frac{1}{8}$$

Which fraction is the largest? How do you know?

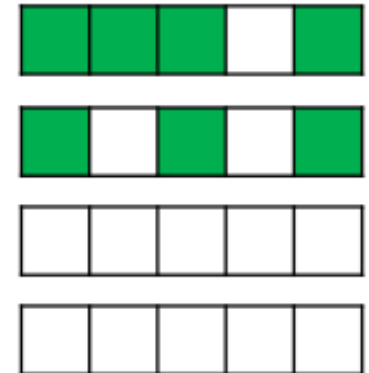
Which fraction is the smallest? How do you know?

Shade the blank diagrams so the fractions are ordered correctly.

Fractions in ascending order



Fractions in descending order



Which is the odd one out? Explain why




Answers will be given on the answer sheet on Friday

Spellings

Can you write a definition for each of these spellings?

1. caught
2. enough
3. February
4. continue
5. height
6. breath
7. accidentally
8. recent

Can you create a crossword puzzle including the 8 spellings for this week?



Baby Animals

DIRECTIONS: Fill in the crossword puzzle grid with the names of each animal's baby. Use the word bank if you get stuck.

Across

2. Sheep

4. Crocodile

5. Fox

6. Dog


7. Duck

11. Eagle

12. Bear

14. Deer

15. Kangaroo



Down

1. Horse

3. Rabbit

5. Goat

6. Pig

8. Chicken

9. Cow

10. Cat

13. Human

WORD BANK

BABY	HATCHLING
BUNNY	JOEY
CALF	KID
CHICK	KIT
CUB	KITTEN
DUCKLING	LAMB
EAGLET	PIGLET
FAWN	PUPPY
FOAL	

Read the text and answer the questions carefully. Remember to use the text!

1. In what year was the Calcutta diamond found?
2. Who found the diamond?
3. Where was the Calcutta diamond found?
4. Where did Mr. Gates die?
5. Who do you think the main character of the story is? Why?
6. What is Rachel Langley's job?
7. How does Rachel speak to Matthew?
Draw your answer.
8. What part of the story do you think this is? Why?
9. What is the American word for taxi?
Why do you think the author decided to use this word?
10. This type of ending is a cliff-hanger. Do you think cliff-hangers are meant to be exciting or boring? Why do you think writers use them when telling a story?
11. What do you think happens next?

The Curse of the Calcutta Diamond

"Ladies and gentlemen, put your hands together for the biggest diamond you have ever seen, the world famous Calcutta Diamond."

From the day it was found in 1934, bad luck had followed the diamond everywhere it went. Mrs Masood, who first spotted the diamond in a river when washing her clothes, was eaten by a crocodile. Then Mr Gates, the American who bought it from her, walked under a yellow New York cab. And its last owner, Mrs Peacock, fell off her horse and broke her neck. It was because of this that the diamond was now up for sale.

The people clapped and cheered. They took photographs and the flashes of light made the diamond sparkle even more.

Rachael Langley was the best private detective around and she knew something was wrong. Pushing to the front of the crowd she tried to reach the diamond before it was too late. She picked up her radio:

'Matthew, don't let them get too close!'

The young and the old, the tall and the short, all pushed forward, trying hard to get a closer look. Children weaved in and out of legs like tiny bugs crawling through a forest.

Suddenly the lights went out and Rachael Langley, along with everyone else in the museum, was thrown into darkness. A woman screamed and a man shouted at people to stop pushing. Then, just as quickly as they had gone out, the lights came back on again.

Everybody stopped and stared - silence! The red velvet cushion which the diamond had been sitting on was empty. The diamond had gone!

English - Character Description Lesson 1

This week we are going to follow some lessons from Oak National Academy. Click the link to enter your online classroom.

<https://www.thenational.academy/year-3/english/character-description-reading-comprehension-fact-retrieval-year-3-wk4-1>

Make sure as a starter you complete the pre-learning quiz so your adult can see where you might get a bit stuck!

Activity - Character Description Lesson 1

Once you have watched the video there is an activity to complete, this activity can be completed in your books.

The activity answers will be posted alongside the other answers at the end of the week.

Don't forget to complete the exit quiz which gives you instant feedback and answers.

Science



<https://www.thenational.academy/year-3/foundation/life-cycle-of-a-plant-year-3-wk4-3>

Click on the link above to access the lesson on the lifecycle of a plant!

Remember to complete the quiz at the beginning and the end!