



Year 3 Week 7 Day 5


Order of Learning

1. Starter
2. Main Activity

Compare and order unit fractions

If you want to Challenge yourself,
try our

HOTs

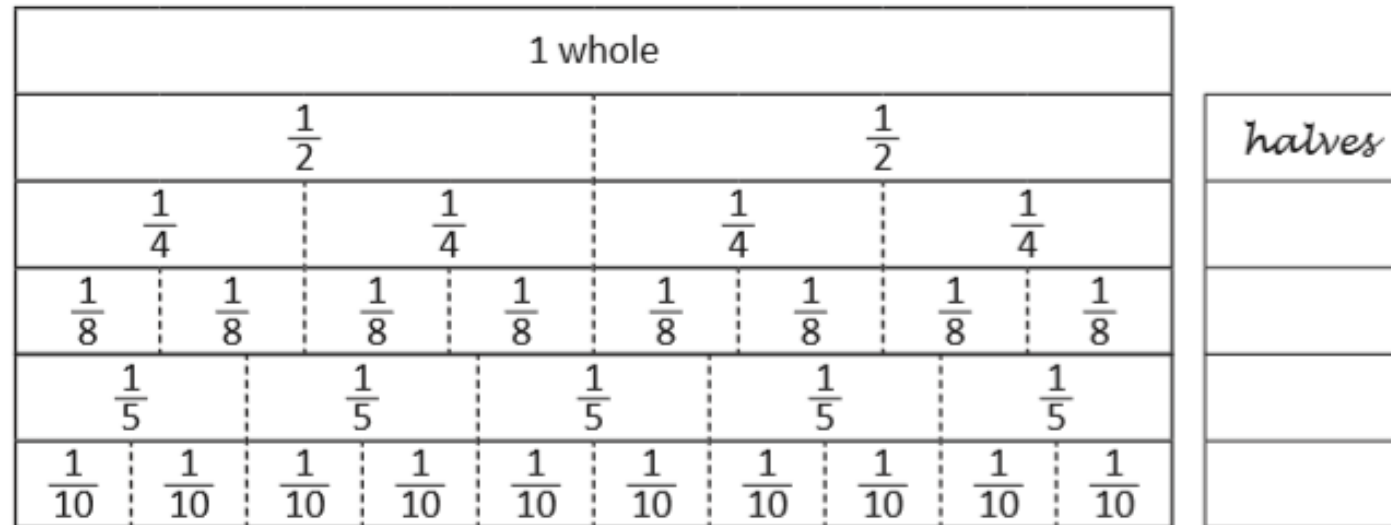


To be completed by everyone

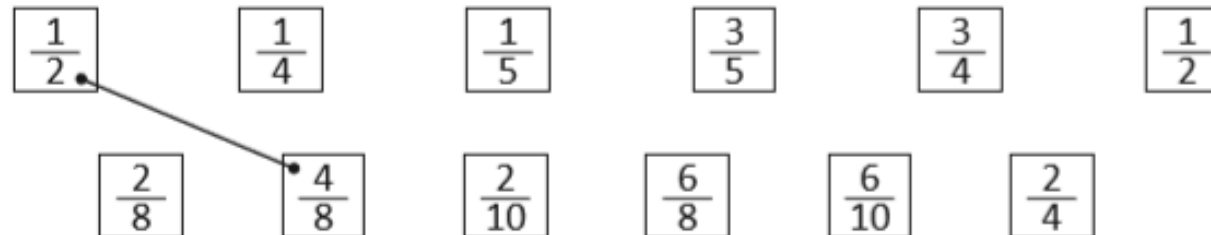
Answers will be given on the answer sheet on Friday

Starter:

- 1 Label each row of the fraction wall and colour each strip a different colour. The first one has been done for you.



- 2 Match the equivalent fractions in the top row with the fractions underneath by drawing a line to connect them. The first one has been done for you.



Maths - Fractions

To be completed by everyone

Compare and order unit fractions

Main Activity

*Click on the link and begin your learning journey.
Complete the pre-quiz, watch the video and complete the activities*

<https://www.thenational.academy/year-3/maths/compare-and-order-unit-fractions-year-3-wk2-5>

*The answers will be given at the end of the video.
Please stop the video and complete the activity before listening to the answers.*

HOTs



Complete the missing denominator.
How many different options can you find?

$$\frac{1}{2} > \frac{1}{\square} > \frac{1}{10}$$

Order these fractions from the largest to the smallest.

- a) $\frac{2}{4}$, $\frac{1}{4}$, $\frac{4}{4}$, $\frac{3}{3}$
- b) $\frac{3}{7}$, $\frac{4}{7}$, $\frac{7}{7}$, $\frac{2}{7}$, $\frac{5}{7}$
- c) $\frac{3}{10}$, $\frac{6}{10}$, $\frac{1}{10}$, $\frac{10}{10}$, $\frac{2}{10}$
- d) $\frac{11}{15}$, $\frac{6}{15}$, $\frac{2}{15}$, $\frac{13}{15}$, $\frac{15}{15}$
- e) $\frac{16}{22}$, $\frac{17}{22}$, $\frac{1}{22}$, $\frac{19}{22}$, $\frac{5}{22}$

Alex and Whitney are counting in quarters.



Alex

One quarter, two quarters, three quarters, four quarters...

One quarter, one half, three quarters, one whole...



Whitney

Who is correct? Explain your answer.

Answers will be given on the answer sheet on Friday

Spellings

Mini Spelling Test - ask your adult/sibling to test you on this weeks spellings! How many did you get correct?

1. caught
2. enough
3. February
4. continue
5. height
6. breath
7. accidentally
8. recent

Can you list all of the
COORDINATING and SUBORDINATING
conjunctions?

Helpful Hints:

FANBOYS
ISAWAWABUB

English - Character Description Lesson 5

<https://www.thenational.academy/year-3/english/character-description-write-a-character-description-year-3-wk4-5>

Complete the quiz before starting the lesson so you can see the pre-learning (if you listened super carefully to yesterday's lesson this may help you with the quiz!)

English - Character Description

Lesson 5

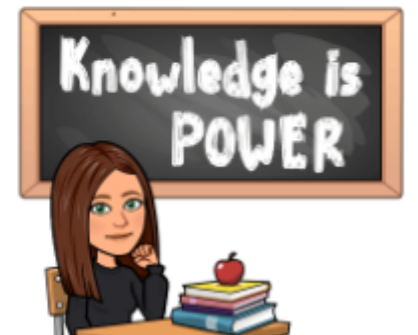
Using the information on the activity slides you are going to be writing your very own superhero character description.

Don't forget to complete the exit quiz which gives you instant feedback and answers.

Don't forget if there is anything you are stuck on from this week so far you can go back and re-cap at any point! - You can re-watch the lessons and re-take the quizzes if you would like to also!

Key Features of a Character Description

- Adjectives/expanded noun phrases
- Fronted adverbial phrases
- Adverbs
- Apostrophe for possession
- Conjunctions
 - Co-ordinating (and, but, yet, so...)
 - Subordinating (because, that, when)
- Similes
- Commas in a list



Art

Can you design your own Superhero?

Collect as many different materials as you can - from your garden, from your kitchen, when out on a walk - and use these materials to create your Superhero.

OR you could draw, paint, colour, shade, just design and label your hero. Be as creative as you can!

