



Home learning Booklet

Stage 1- Summer





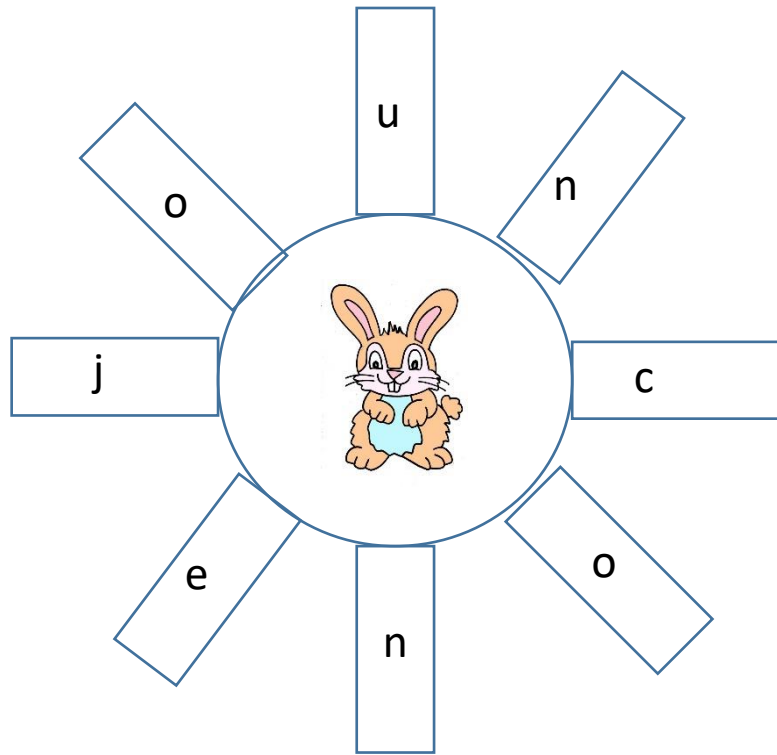
List of activities

1. Sunshine sparklers
2. Colouring in Rainbows
3. Animal counting
4. Busy bee counting
5. Symmetrical butterflies
6. Minibeasts number & colour hunt
7. Rainbow writing
8. Wordsnakes

1. Sunshine Sparklers



1. Take a look at the sunshine sparkler. Look at the picture in the middle. Move clockwise around the sun's rays and find the noun for this animal Spanish.



2. Write out the Spanish noun using the letters you have found in the sun's rays.

U _ _ _ _ _

3. Design your own sunshine sparkler with another animal noun. Check your spelling. Remember to make enough rays on the sun so that there is one for each letter.

You could hang this in your window or make more than one and create a mobile.



Animal nouns you could use for sunshine sparklers

Un perro – a dog

Un gato – a cat

Un pez – a fish

Un caballo – a horse

Un pájaro- bird

Una ratón – a mouse

Un conejo- a rabbit

Una vaca – a cow

Una serpiente – a snake

Una oveja – a sheep






2. Colouring in rainbows.



1. Read the colours in one of the colour sentences in the “Colours Box”.
2. Find the correctly numbered alien.
3. Draw in the alien’s thought bubble a rainbow using just the colours in the colour sentence.
4. Colour in the faces in red and yellow (the colours of the Spanish flag).

Colours Box

1. azul y amarillo y rojo.
2. blanco y negro y verde.
3. amarillo y rojo y blanco





Answers- Colouring in rainbows

1. azul amarillo rojo = blue yellow red
2. blanco negro verde = white black green
3. amarillo rojo blanco = yellow red white






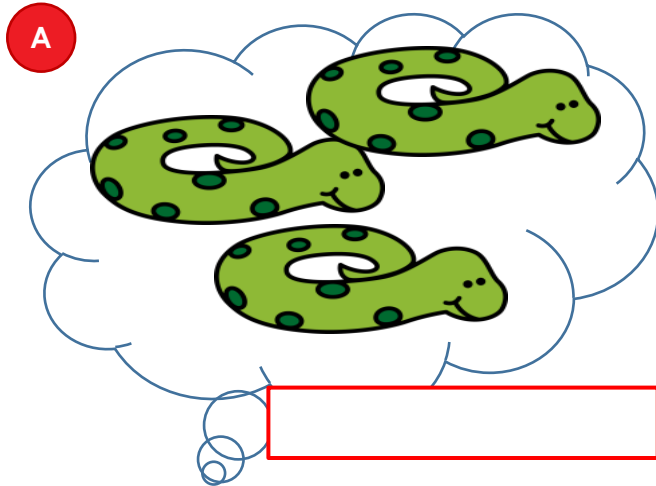
3. Animal Counting



1. Read the phrases and look at the animals in the thought bubbles. The wrong number of animals is written in each phrase.
2. Count the animals and write the correct number underneath the correct thought bubble.

Animal Phrases

1. Tres gatos.
2. Dos peces.
3. Cuatro pájaros
4. Cinco serpientes





Answers- Animal counting

A = tres

B = cinco

C = cuatro

D = dos




4. Busy Bees Counting.




Read the number of bees below each box and colour that number of bees in each box.

A




seis

B




nueve

C




ocho

D




dos

E



tres

F



cuatro



Answers- Busy bee counting

- A. six bees
- B. nine bees
- C. eight bees
- D. two bees
- E. three bees
- F. four bees




5. Symmetrical colour butterflies



Butterflies have identical patterns on their wings .

When you look at a butterfly, one side of the butterflies wings matches the other side.

- 1.Look at our butterfly. Read the colours in the box.
- 2.Say each colour in Spanish that is on the butterfly.
- 3.Draw the outline of the butterfly in your book. Do not colour in the butterfly.
- 4.Look at the colours on the wings. Write a list of the colours in Spanish.
5. Draw the shapes of each colour on your butterfly. Inside each colour shape write the letters of the colour in Spanish.





Answers- Butterflies

The colours in Spanish to help you.

Azul – blue
Blanco - white,
Negro- black,
Amarillo - yellow
Marrón- brown
Naranja- orange
Verde – green
Gris- grey
Rosado – pink
Violeta- purple
Rojo- red






6. Minibeasts numbers and colours hunt



1. Read the numbers and the colours in your minibeast explorer box.
2. Sort the words into a list of the numbers and list of the colours.
3. Count up each type of minibeast you can see on the page.
4. Write the correct number in the box below each minibeast.
5. Write the colours in Spanish that you can see on each minibeast.


Minibeast Explorer Box

uno verde blanco dos cinco ocho amarillo rojo negro tres diez violeta





Answers- minibeasts



tres verde blanco



cinco amarillo rojo verde blanco azul violeta



ocho amarillo blanco negro



7. Rainbow Writing



1. Read the colours in the “Rainbow box”.
2. With an imaginary pencil write each Spanish colour in the sky above you.
3. Cut out the “rainbow”. Write the correct colour in Spanish over and over again in an arch to complete the rainbow shape.

Rainbow Box

1. Rojo
2. Amarillo
3. Azul
4. Violeta
5. Naranja
6. Verde





Answers- rainbow writing

rojo- red

amarillo yellow

azul- blue

violeta- purple

naranja- orange


verde- green




8. Sort out the word snakes!




The snakes have swallowed lots of words. Read, separate and un-muddle the words.



holaadiós



¿Quétal?



Muybiengracías!

Use the words and sentences you have un-muddled to write a conversation between these two snakes.



H.....

¿.....



.....

.....





Answers- Word snakes

1. hola adios – hello / goodbye
2. ¿Qué tal ? – How are you?
3. Muy bien gracias. – Very well thank you.

