



Year 3 Week 10 Day 2


Order of Learning

1. Starter
2. Main Activity

To draw perpendicular lines

If you want to Challenge yourself,
try our

HOTs

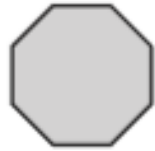


To be completed by everyone

Answers will be given on the answer sheet on Friday

Starter:

1 Draw a line to match each shape to its name.



square

triangle

rectangle

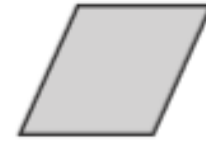
pentagon

hexagon

circle

octagon

rhombus



Maths - Shape

To be completed by everyone

Listen to the following video:

<https://www.youtube.com/watch?v=P3AOoLbA3us>

To draw perpendicular lines

Main Activity

Click on the link and begin your learning journey.

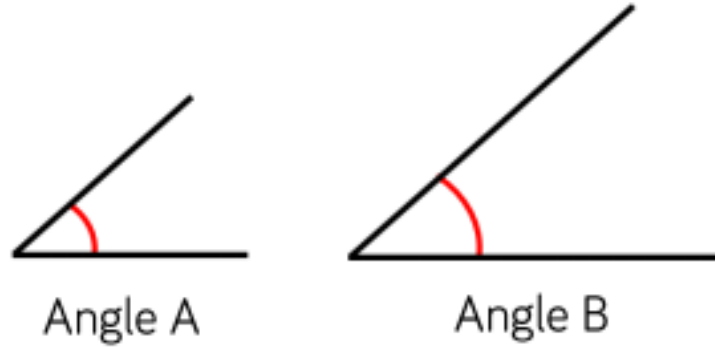
Complete the pre-quiz, watch the video and complete the activities

<https://classroom.thenational.academy/lessons/to-draw-perpendicular-lines>

The answers will be given at the end of the video.

Please stop the video and complete the activity before listening to the answers.

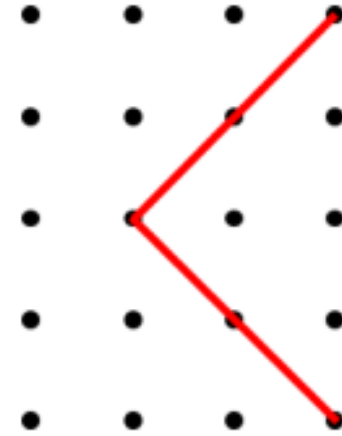
HOTs



Ron

Angle B is bigger than Angle A because it has longer sides.

Do you agree with Ron? Explain your thinking.



Is the angle acute, obtuse or a right angle?
Can you explain why?

Answers will be given on the answer sheet on Friday

Spellings

Can you write a sentence for each of these spellings? Ensure each sentence includes one of the spellings and the spellings are spelt **CORRECTLY**.

1. potatoes
2. suppose
3. island
4. heart
5. regular
6. sentence
7. arrive
8. mention

Can you sort the spelling for this week into word classes?

Adjective

Adverb

Noun

Verb

Can you think of any more to add to each of the word classes?

English - Non-Chronological Report Lesson 2

Here is the second lesson of the week.

<https://classroom.thenational.academy/lessons/reading-comprehension-language-783a5e/>

Complete the quiz before starting the lesson so you can see the pre-learning (if you listened super carefully to yesterday's lesson this may help you with the quiz) and also see where you may get stuck!

English - Non-Chronological Report Lesson 2

Once you have watched the video there is an activity to complete. This activity can be completed in your books.

The activity answers will be posted alongside the other answers at the end of the week.

Don't forget to complete the exit quiz which gives you instant feedback and answers.

Topic

Romans

<https://www.bbc.co.uk/bitesize/articles/z4dts4j>

Follow the link to access the BBC Bitesize lesson on the Romans invading Britain

We would then like you to create a comic strip showing the story of how the Romans conquered Britain (There is a template on the website or you can make one all your own).

