



Year 3 Week 10 Day 4


Order of Learning

1. Starter
2. Main Activity

To revise parallel and
perpendicular lines

If you want to Challenge yourself,
try our

HOTs




To be completed by everyone

Answers will be given on the answer sheet on Friday


Starter:

- a** Draw a shape with two pairs of parallel sides and sides that are all equal in length.



This shape is a _____.

- b** Draw a shape with one pair of parallel sides.



This shape is a _____.

Maths - Shape

To be completed by everyone

Listen to the following video:

<https://www.youtube.com/watch?v=P3AOoLbA3us>

**To revise parallel and
perpendicular lines**

Main Activity

Click on the link and begin your learning journey.

Complete the pre-quiz, watch the video and complete the activities

<https://classroom.thenational.academy/lessons/to-revise-parallel-and-perpendicular-lines>

The answers will be given at the end of the video.

Please stop the video and complete the activity before listening to the answers.

HOTs



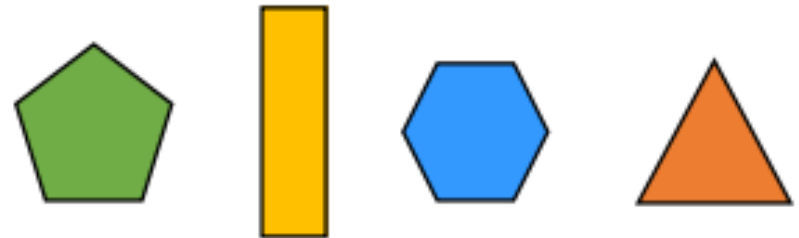
Mo makes a rectangle using the sticks.



How many identical rectangles could he make with 18 sticks?

Make your own rectangle. How many sticks did you use? Is your rectangle the same as your friend's?

Put these shapes in order based upon the number of vertices they have.



Answers will be given on the answer sheet on Friday

Spellings

Can write these spellings in different ways?
Rainbow writing, bubble writing, crayons,
felt tips, paints, BE CREATIVE!

1. potatoes
2. suppose
3. island
4. heart
5. regular
6. sentence
7. arrive
8. mention

Can you try and come up with a song to remember these spellings? Or a fun way of remembering them for your mini spelling test?

Maybe write a rap, song, perform a dance, act the words out?

Get creative!

English - Non-Chronological Report Lesson 4

<https://classroom.thenational.academy/lessons/spag-focus-adverbials-570003/>

Complete the quiz before starting the lesson so you can see the pre-learning (if you listened super carefully to yesterday's lesson this may help you with the quiz!) - I know you'll all get full marks on this because you're just experts!

English - Non-Chronological Report Lesson 4

The activity answers will be posted alongside the other answers at the end of the week.

Don't forget to complete the exit quiz which gives you instant feedback and answers.

Don't forget if there is anything you are stuck on from this week so far you can go back and re-cap at any point! - You can re-watch the lessons and re-take the quizzes if you would like to also!

WSFL

I AM



AWESOME

<https://app.gonoodle.com/activities/poppin-bubbles?s=category&t=Gross%20Motor%20Skills&sid=29>

<https://app.gonoodle.com/activities/rainbow-breath?s=category&t=Enhance%20Focus&sid=21>

Give these Go Noodle activities a go!



- What do we mean by earning money?
- Who earns money?
- Can children earn money?
- Does everyone who has a job earn the same amount of money?



Chose a job you would like to discuss with your adult. For example a nurse, doctor, farmer and discuss these questions.

- What are the duties of these jobs?
- What knowledge do they need to have in order to do their job?
- What qualities do they need in order to do their job?
- Do they always work during the day?
 - Do they need training?
- What responsibilities do they have?



What would you like to be when you're older?

- Discuss and draw an image of what you would like to be when you're older.
- Write a small paragraph discussing why you would like to be in this certain career.