



Year 3 Week 10 Day 5


Order of Learning

1. Starter
2. Main Activity

**To identify rectangles
including squares**

If you want to Challenge yourself,
try our

HOTs




To be completed by everyone

Answers will be given on the answer sheet on Friday

Starter:

2 Use the line of symmetry and a ruler to complete each shape.



Maths - Shape

To be completed by everyone

**To identify rectangles
including squares**

Main Activity

*Click on the link and begin your learning journey.
Complete the pre-quiz, watch the video and complete the activities*


<https://classroom.thenational.academy/lessons/to-identify-rectangles-including-squares>

*The answers will be given at the end of the video.
Please stop the video and complete the activity before listening to the answers.*

HOTS

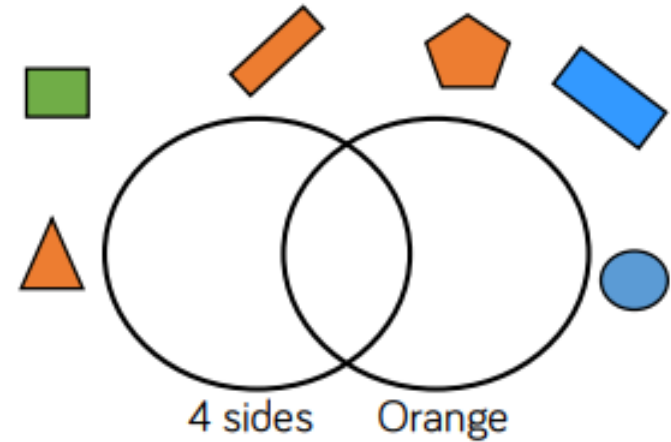


What shape could be hiding under the spilt paint?



Prove your answer by drawing it.

Where should these shapes go in the Venn diagram?



Create your own labels and sort the shapes in a different way.

Answers will be given on the answer sheet on Friday


Spellings

Mini Spelling Test - ask your adult/sibling to test you on this week's spellings! How many did you get correct?

1. potatoes
2. suppose
3. island
4. heart
5. regular
6. sentence
7. arrive
8. mention

Write a list of nouns you can see from sitting at your table.


Nouns




bird

© english4today.com

Nouns answer the questions “**What is it?**” and “**Who is it?**” They give names to things, people and qualities




sun




cloud

Nouns


- bird
- sun
- dog
- tree
- Adiela
- house
- cloud




tree



Adiela



dog



house

English - Non-Chronological Report Lesson 5

<https://classroom.thenational.academy/lessons/to-write-a-non-chronological-report/>

Complete the quiz before starting the lesson so you can see the pre-learning (if you listened super carefully to yesterday's lesson this may help you with the quiz!)

English - Non-Chronological Report

Lesson 5

Use the information on the Oak Academy link to help plan and write your non-chronological report.

Feature	Example
Structure of a non-chronological report	Headings, subheadings, paragraphs of information, photographs and captions, glossary.
Key facts and technical vocabulary	Extinction, zoologists, carnivore, prey, predator, habitat...
Adjectives/expanded noun phrases	Majestic, powerful, elusive, mysterious, vicious, unique, impressive animal, long, thick tail...
Conjunctions/subordinate clauses	Co-ordinating (and, but, yet, so, nor, for...) Subordinating (because, that, when, if, although...) because it increases their agility and accuracy when flying... until they turn white at around 12 months old...
Question marks	Did you know...? Would you know where to go if you wanted to catch a glimpse of these majestic animals?
Adverbials: Adverbs/fronted adverbial phrases	Skilfully, cleverly, usually, recently, amazingly, In the summer, When they are born, To many people's surprise...

Don't forget if there is anything you are stuck on from this week so far you can go back and re-cap at any point! - You can re-watch the lessons and re-take the quizzes if you would like to also!



Art

<https://classroom.thenational.academy/lessons/drawing-skills-how-can-we-use-texture-to-make-our-drawings-more-interest/>

Click on the above link for this week's Art lesson. You will learn all about how to use texture to make drawings more interesting. Enjoy!

