






Year 3
Maths Answers

Week 9- Additional answers/feedback to support with learning in Maths

Day 1

Starter:

Vertical lines go straight up and down. 	Horizontal lines go straight across. 	Diagonal lines go on a slant. 
--	---	--

2 How many lines are on these shapes?



vertical

horizontal

diagonal



vertical

horizontal

diagonal



vertical

horizontal

diagonal

Main Activity

The answers are given at the end of the video provided.

<https://classroom.thenational.academy/lessons/to-identify-and-recognise-angles>

HOTS



The letter 'X' has four angles.



Write your name in capital letters.
How many angles can you see in each letter?
How many angles are there in your full name?

Answers will vary depending on the children's names.

True or False?

This shape has two right-angles.



Explain your answer.

False.

Children could show this by using the corner of a page to show there aren't any right angles.

Day 2

Starter:

Parallel lines are always the same distance from each other and can never meet. They can be any length and go in any direction.
Curves can also run parallel to each other.



1 Draw lines or curves parallel to each of these.



So long as the line drawn is of an equal distance from the line given the answer is correct.

Main Activity

The answers are given at the end of the video provided.

<https://classroom.thenational.academy/lessons/to-identify-angles-inside-2-d-shapes>

HOTS



How many right angles can you see in this image?



Can you create your own image with the same number of right angles?

There are 34 right angles.

Teddy describes a shape.

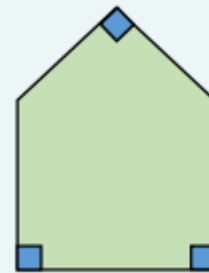


My shape has 3 right angles and 2 obtuse angles.

What could Jack's shape look like?

Describe a shape in terms of its angles for a friend to draw.







Possible answer:



Day 3

Starter:

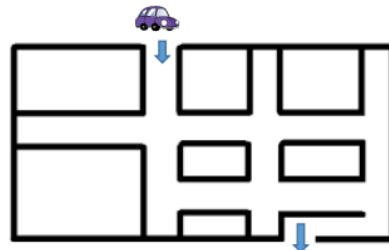
1 Look at each group of lines. Tick the parallel lines.

a  <input type="checkbox"/>	b  <input type="checkbox"/>	c  <input checked="" type="checkbox"/>
d  <input checked="" type="checkbox"/>	e  <input checked="" type="checkbox"/>	f  <input type="checkbox"/>

Main Activity

The answers are given at the end of the video provided.

<https://classroom.thenational.academy/lessons/to-recognise-right-angles>



Use straight lines to show the route the car could take to get out of the maze.

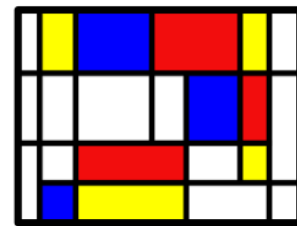
Work out the length of the route to the nearest cm

Is this the shortest route?

Possible answer:



The length of the route will depend on the size of the maze used.



How many horizontal and vertical lines can you spot in this image by Mondrian?

Create your own piece of art work using only horizontal and vertical lines.

There are 5 horizontal lines and 8 vertical lines.


Day 4

Starter:


An angle is the amount of turning between two lines that meet.

There are lots of angles all around us. You have probably noticed many already.

Here are two examples of angles in your classroom:



1 Look at the angle on each open chest lid. Trace the angle and then order the treasure chests' lids from the smallest to largest angle.



4
1
3
2

Main Activity

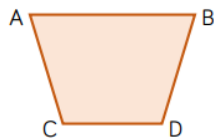
The answers are given at the end of the video provided.

<https://classroom.thenationalacademy/lessons/to-recognise-obtuse-and-acute-angles>

HOTS




True or False?



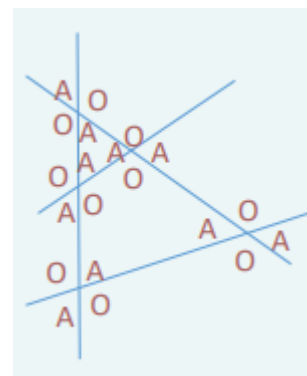
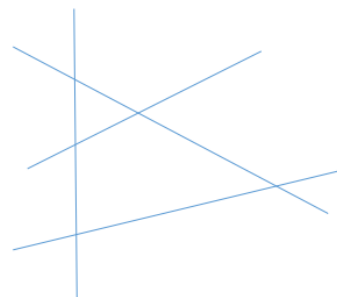
Line AB is parallel to line CD.
 Line AC is parallel to line BD.
 Line AC is perpendicular to line CD.

Redraw the shape so that line BD is perpendicular to line CD.

True
 False
 False



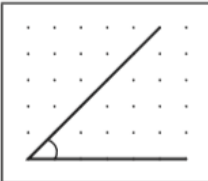

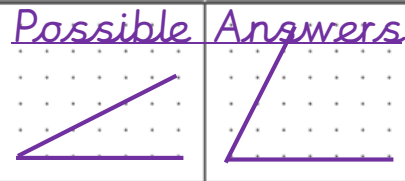
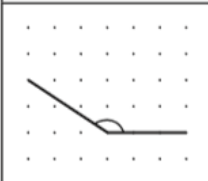


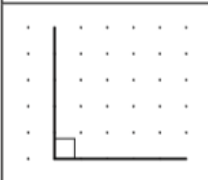

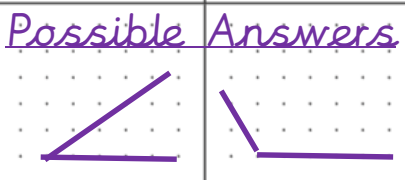
Label the acute angles (A) and obtuse angles (O) on the diagram below



Day 5

Starter:

- 4 For this activity you will need a ruler and a sharp pencil. Follow the directions for each angle.

	Copy the angle	Draw a smaller angle	Draw a larger angle
a			
b			
c			

Main Activity

The answers are given at the end of the video provided.

<https://classroom.thenational.academy/lessons/to-revise-angles>

HOTS



Mark 3 sets of parallel lines and 3 sets of perpendicular lines in this flag.



Design your own flag containing parallel and perpendicular lines.

For example.



What is the same and what is different about these shapes?



Possible answers:
All have at least 1 line of symmetry.
They have different number of sides/angles.
Only the triangle has a pair of perpendicular sides.