



Year 3 Week 9 Day 1


Order of Learning

1. Starter
2. Main Activity

To identify and recognise angles

If you want to Challenge yourself,
try our

HOTs




To be completed by everyone

Answers will be given on the answer sheet on Friday


Starter:

Vertical lines go straight up and down. 	Horizontal lines go straight across. 	Diagonal lines go on a slant. 
---	--	---


2 How many lines are on these shapes?

a 

vertical	<input type="checkbox"/>
horizontal	<input type="checkbox"/>
diagonal	<input type="checkbox"/>

b 

vertical	<input type="checkbox"/>
horizontal	<input type="checkbox"/>
diagonal	<input type="checkbox"/>

c 

vertical	<input type="checkbox"/>
horizontal	<input type="checkbox"/>
diagonal	<input type="checkbox"/>

Maths - Geometry

To be completed by everyone

**To identify and recognise
angles**

Main Activity

Click on the link and begin your learning journey.
Complete the pre-quiz, watch the video and complete the activities

<https://classroom.thenational.academy/lessons/to-identify-and-recognise-angles>

The answers will be given at the end of the video.
Please stop the video and complete the activity before listening to the answers.

HOTs




The letter 'X' has four angles.



Write your name in capital letters.
How many angles can you see in each letter?
How many angles are there in your full name?

True or False?

This shape has two right-angles.



Explain your answer.

Answers will be given on the answer sheet on Friday

Spellings

Can you write a definition for each of these spellings?

1. possible
2. naughty
3. probably
4. early
5. question
6. accidentally
7. business
8. group

Can you create a word search puzzle including the 8 spellings for this week?

Looking Good!

D	E	Y	E	S	H	A	D	O	W	N	N	B	H
T	U	C	R	I	A	H	O	H	D	M	A	L	P
G	A	B	M	O	C	T	O	A	T	O	S	O	E
O	P	E	R	F	U	M	E	I	R	U	P	W	O
A	N	S	Y	I	O	B	T	R	O	S	A	D	W
T	O	S	O	I	T	E	K	S	T	T	R	R	A
E	P	A	S	D	E	A	B	T	M	A	S	Y	X
E	A	R	A	Z	O	R	Y	Y	A	C	H	E	I
R	A	N	U	A	S	D	A	L	K	H	A	R	N
B	A	I	B	R	U	S	H	E	E	E	M	A	G
S	T	Y	L	I	S	T	R	E	U	U	P	N	P
T	H	D	M	I	R	T	N	S	P	N	O	Y	M
C	P	E	R	M	A	N	E	N	T	I	O	S	P
A	I	C	U	R	L	I	N	G	I	R	O	N	T

Read the text and answer the questions carefully. Remember to use the text!

1. Is it a man or a woman who feels like a pair of curtains?
2. What is another word for 'baby goat' and for 'very bad'?
3. When a doctor says 'take a seat' what is he asking you to do?
4. There are two animals somewhere in these jokes, what are they?
5. True or false, one patient needs new glasses?
6. Do you think the patient is talking to a doctor or a greengrocer?
7. Who says the punch line in the final joke?
8. In the joke yo-yo why does the doctor repeat this phrase?
9. How do you think you could cheer somebody up when they are ill?
10. Where are doctor doctor jokes usually set?



English - Adventure Story Lesson 1

This week we are going to follow some lessons from Oak National Academy. Click the link to enter your online classroom.

<https://classroom.thenational.academy/lessons/story-reading-comprehension-predict-and-inference>

Make sure as a starter you complete the pre-learning quiz so your adult can see where you might get a bit stuck!

Activity - Adventure Story Lesson 1

Once you have watched the video there is an activity to complete, this activity can be completed in your books.

The activity answers will be posted alongside the other answers at the end of the week.

Don't forget to complete the exit quiz which gives you instant feedback and answers.

Science



<https://classroom.thenational.academy/lessons/how-do-plants-adapt-to-different-environments/>

Click on the link above to access the lesson on how plants adapt to their different environments.

Remember to complete the quiz at the beginning and the end!