



Year 3 Week 9 Day 3


## Order of Learning

1. Starter
2. Main Activity

**To recognise right angles**

If you want to Challenge yourself,  
try our

HOTs









To be completed by everyone

Answers will be given on the answer sheet on Friday

Starter:

**1** Look at each group of lines. Tick the parallel lines.

<p><b>a</b></p>  <input data-bbox="792 753 901 868" type="checkbox"/>	<p><b>b</b></p>  <input data-bbox="1421 753 1531 868" type="checkbox"/>	<p><b>c</b></p>  <input data-bbox="2058 753 2168 868" type="checkbox"/>
<p><b>d</b></p>  <input data-bbox="792 1115 901 1229" type="checkbox"/>	<p><b>e</b></p>  <input data-bbox="1421 1115 1531 1229" type="checkbox"/>	<p><b>f</b></p>  <input data-bbox="2058 1115 2168 1229" type="checkbox"/>

# Maths - Geometry

To be completed by everyone

**To recognise right angles**

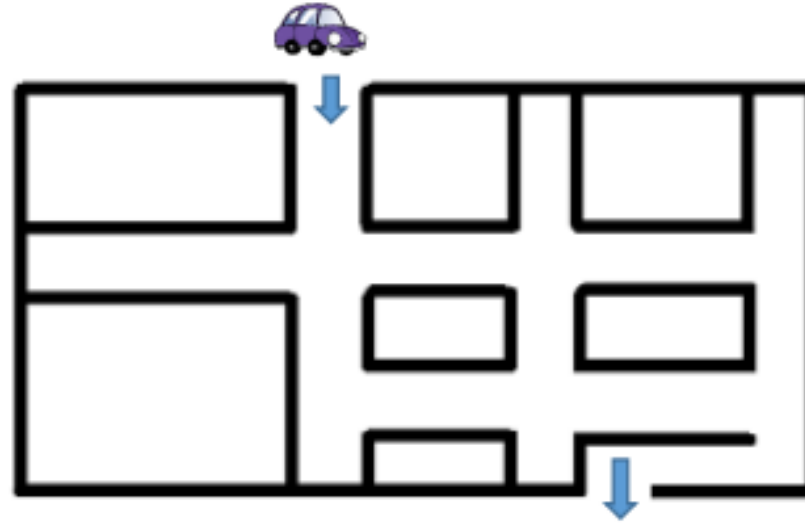
## Main Activity

Click on the link and begin your learning journey.  
Complete the pre-quiz, watch the video and complete the activities

<https://classroom.thenational.academy/lessons/to-recognise-right-angles>

The answers will be given at the end of the video.  
Please stop the video and complete the activity before listening to the answers.

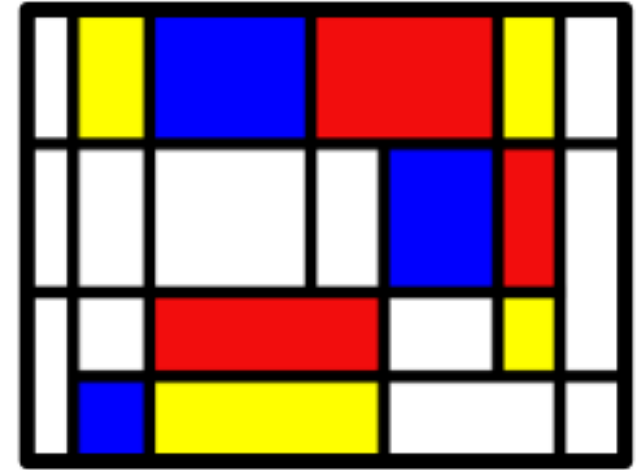
# HOTs



Use straight lines to show the route the car could take to get out of the maze.

Work out the length of the route to the nearest cm

Is this the shortest route?



How many horizontal and vertical lines can you spot in this image by Mondrian?

Create your own piece of art work using only horizontal and vertical lines.

Answers will be given on the answer sheet on Friday

# Spellings

These words are all spelt incorrectly can you spot the mistakes and correct them?

1. posibel
2. norti
3. probabli
4. erly
5. kweshtion
6. acsidentally
7. busniss
8. grewp

Complete these sentences using words from your spellings of the week.

1. Make sure it is \_\_\_\_\_.
2. The \_\_\_\_\_ dog ripped up the homework.
3. My mum will \_\_\_\_\_ make me do my homework.
4. We should do our homework \_\_\_\_\_ then we can play out.
5. I need to ask you a \_\_\_\_\_.
6. Please \_\_\_\_\_ what he looked like.
7. My mum wants to start a new \_\_\_\_\_ she is working really hard on it at the moment.
8. I want to be in your \_\_\_\_\_ on the school trip.

# English - Adventure Story Lesson 3

This is Lesson 3 of the week.

<https://classroom.thenational.academy/lessons/story-identifying-the-features-of-a-text-2ceb38>

Complete the quiz before starting the lesson so you can see the pre-learning (if you listened super carefully to yesterday's lesson this may help you with the quiz!)

# English - Adventure Story Lesson 3

Once you have watched the video there is an activity to complete, this activity can be completed in your books.

The activity answers will be posted alongside the other answers at the end of the week.

Don't forget to complete the exit quiz which gives you instant feedback and answers.

Don't forget if there is anything you are stuck on from this week so far you can go back and re-cap at any point! - You can re-watch the lessons and re-take the quizzes if you would like to also!



# Computing

<https://www.bbc.co.uk/bitesize/topics/rs7s4wx/articles/zqrq7ty>

After watching the video and reading the information can you write your own set of instructions for an activity of your choice?