



Year 3 Week 9 Day 4


Order of Learning

1. Starter
2. Main Activity

To recognise obtuse and acute angles

If you want to Challenge yourself,
try our

HOTs



To be completed by everyone

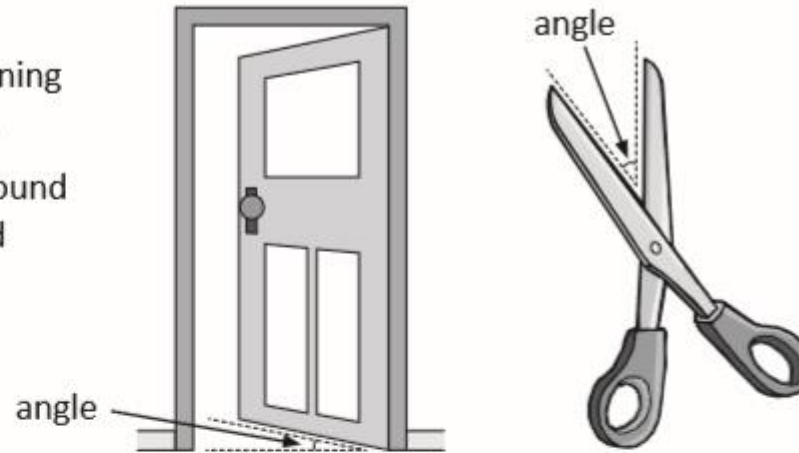
Answers will be given on the answer sheet on Friday

Starter:

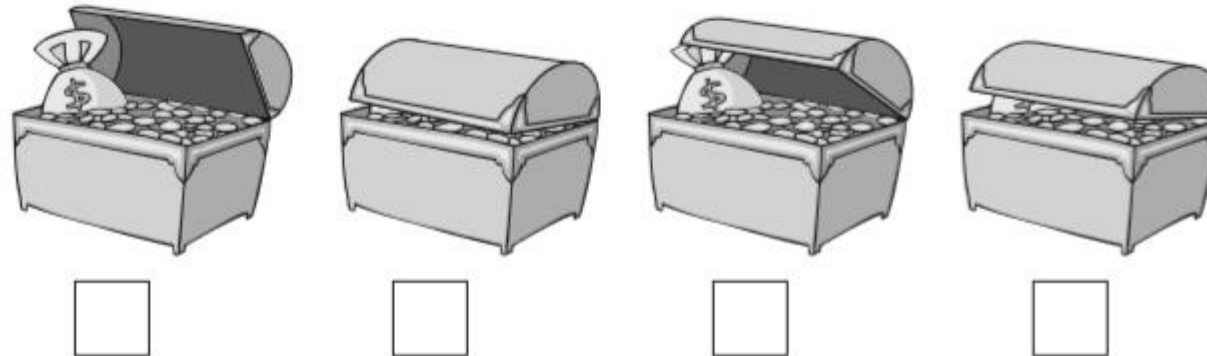
An angle is the amount of turning between two lines that meet.

There are lots of angles all around us. You have probably noticed many already.

Here are two examples of angles in your classroom:



- 1 Look at the angle on each open chest lid. Trace the angle and then order the treasure chests' lids from the smallest to largest angle.



Maths - Geometry

To be completed by everyone

Main Activity

To recognise obtuse and acute angles

Click on the link and begin your learning journey.
Complete the pre-quiz, watch the video and complete the activities

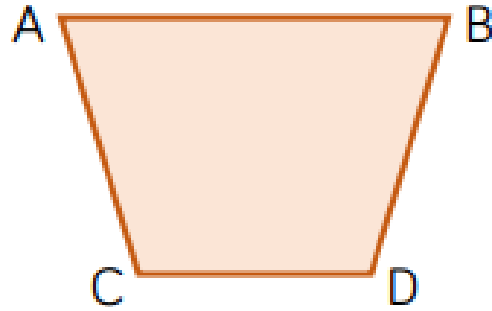
<https://classroom.thenational.academy/lessons/to-recognise-obtuse-and-acute-angles>

The answers will be given at the end of the video.
Please stop the video and complete the activity before listening to the answers.

HOTs



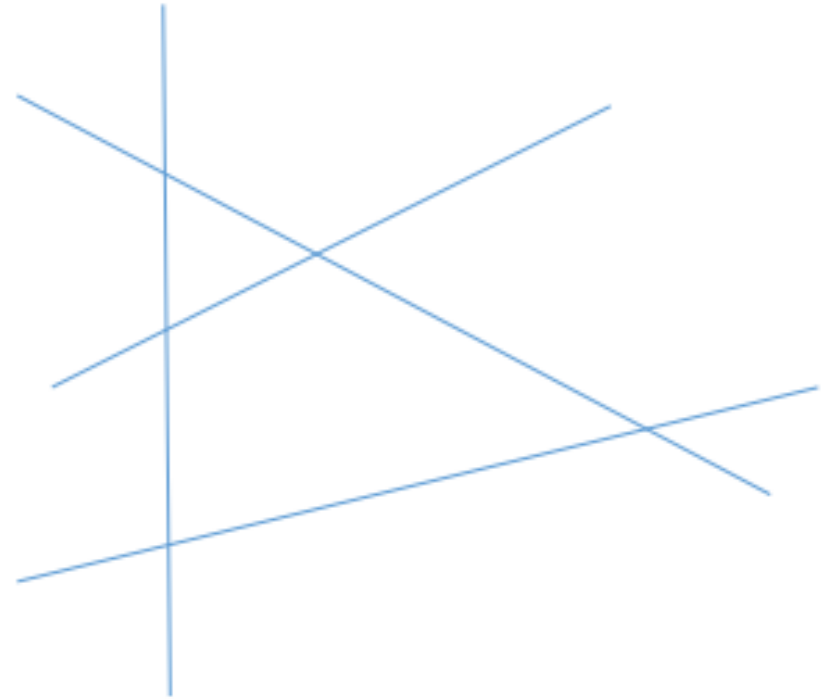
True or False?



- Line AB is parallel to line CD.
- Line AC is parallel to line BD.
- Line AC is perpendicular to line CD.

Redraw the shape so that line BD is perpendicular to line CD.

Label the acute angles (A) and obtuse angles (O) on the diagram below



Answers will be given on the answer sheet on Friday

Spellings

Can write these spellings in different ways?
Rainbow writing, bubble writing, crayons,
felt tips, paints, BE CREATIVE!

1. possible
2. naughty
3. probably
4. early
5. question
6. accidentally
7. business
8. group

Can you try and come up with a song to remember these spellings? Or a fun way of remembering them for your mini spelling test?

Maybe write a rap, song, perform a dance, act the words out?

Get creative!

English - Adventure Story Lesson 4

<https://classroom.thenational.academy/lessons/story-spag-focus-prepositions>

Complete the quiz before starting the lesson so you can see the pre-learning (if you listened super carefully to yesterday's lesson this may help you with the quiz!) - I know you'll all get full marks on this because you're just experts!

English - Adventure Story Lesson 4

The activity answers will be posted alongside the other answers at the end of the week.

Don't forget to complete the exit quiz which gives you instant feedback and answers.

Don't forget if there is anything you are stuck on from this week so far you can go back and re-cap at any point! - You can re-watch the lessons and re-take the quizzes if you would like to also!

WSFL

I AM



AWESOME

Give these Go Noodle activities a go!

<https://app.gonoodle.com/activities/pump-it-up?s=Discover&t=Wo6/8/20-FP-4A-Featured%20on%20GoNoodle&sid=1789&x=3&y=1&mft=simple%20row>

<https://app.gonoodle.com/activities/kind-wishes?s=category&t=Build%20Compassion&sid=20>



Discuss these questions with your adult and make notes of your answers in your books.

What key jobs do these organs have?



- Heart
 - Brain
 - Lungs
 - Stomach
 - Small and Large Intestine
 - Liver
 - Blood Vessels
-
- Which do you think is the most important part of your body and why?
 - Why might it be difficult for you to pick one most important part of your body?




You are now going to create a sheet like this of your own

- Draw and colour in the body part
- Label the body part
- What does this part of the body do?
- What does this body part need to do its job successfully?


Activity sheet
Body team work




I am the heart
My job is....
I need....




I am the lungs
My job is....
I need....




I am the stomach
My job is....
I need....




I am the brain
My job is....
I need....




I am the liver
My job is....
I need....



I am the small and large intestine
My job is....
I need....



I am the blood vessels
My job is....
I need....



coram Life Education
SCARF
Safety Caring Achievement Resilience Friendship

© Coram Life Education SCARF resources