



Year 3 Week 11 Day 1


Order of Learning

1. Starter
2. Main Activity

**To describe 2-D shapes based
on their properties**

If you want to Challenge yourself,
try our

HOTs



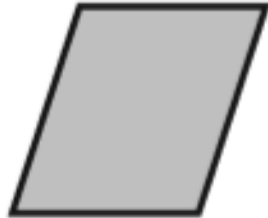
To be completed by everyone

Answers will be given on the answer sheet on Friday

Starter:

1 Work with your partner to help these shapes answer some questions. Look at the shape blocks to help.

a



Do I have any sets of parallel lines? If so, how many?

Are ALL my sides the same lengths?

Do I have any right angles?

Is there anything else you notice about me?

b



Do I have any sets of parallel lines? If so, how many?

Are ALL my lines the same lengths?

Do I have any right angles?

Is there anything else you notice about me?

Maths - Shape

To be completed by everyone

**To describe 2-D shapes based
on their properties**

Main Activity

Click on the link and begin your learning journey.
Complete the pre-quiz, watch the video and complete the activities

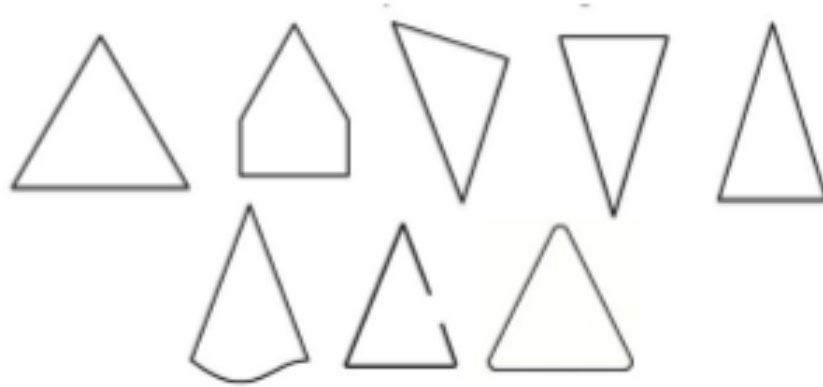
<https://classroom.thenational.academy/lessons/to-describe-2-d-shapes-based-on-their-properties>

The answers will be given at the end of the video.
Please stop the video and complete the activity before listening to the answers.

HOTs



Use true or false to say which shapes are triangles.



I'm thinking of a 2-D shape with more than 3 sides.



What shape could Whitney be thinking of?

Are there any other shapes it could be?

What shape is Whitney definitely not thinking about? How do you know?

Answers will be given on the answer sheet on Friday

Spellings

Can you write a definition for each of these spellings?

1. experiment
2. extreme
3. forward
4. height
5. believe
6. perhaps
7. promise
8. caught

Can you create a word search puzzle including the 8 spellings for this week?

Looking Good!

D	E	Y	E	S	H	A	D	O	W	N	N	B	H
T	U	C	R	I	A	H	O	H	D	M	A	L	P
G	A	B	M	O	C	T	O	A	T	O	S	O	E
O	P	E	R	F	U	M	E	I	R	U	P	W	O
A	N	S	Y	I	O	B	T	R	O	S	A	D	W
T	O	S	O	I	T	E	K	S	T	T	R	R	A
E	P	A	S	D	E	A	B	T	M	A	S	Y	X
E	A	R	A	Z	O	R	Y	Y	A	C	H	E	I
R	A	N	U	A	S	D	A	L	K	H	A	R	N
B	A	I	B	R	U	S	H	E	E	E	M	A	G
S	T	Y	L	I	S	T	R	E	U	U	P	N	P
T	H	D	M	I	R	T	N	S	P	N	O	Y	M
C	P	E	R	M	A	N	E	N	T	I	O	S	P
A	I	C	U	R	L	I	N	G	I	R	O	N	T

Read the text and answer the questions carefully. Remember to use the text!

1. Is the story set in the city or the countryside? (Draw the setting)
2. How do we know that Pippin is scared and upset?
3. Do you think the grass Pippin wants to hide in is short or long? Why?
4. Did Pippin and Blackberry have breakfast earlier that day? What did they have?
5. Do you think 'the beast' has eaten or is it still hungry?
6. What sound do Pippin and Blackberry make as they jump down the hole?
7. How could this story have ended?
8. Do you think Pippin and Blackberry learnt a lesson from their adventure? What do you think this lesson was
9. Do you think Pippin and Blackberry will listen to Burdock in the future?
10. As human beings could we learn the same lesson?

The Chase

"Quick. He's getting closer!"

Pippin and Blackberry zigzagged across the field, past the dandelion patch they had been eating that morning and into the woods.

The smell of damp fur was getting stronger and both could hear the footsteps getting nearer.

If only they had listened to wise old Burdock. She had told them to stay close to the woods but Pippin and Blackberry were both far too busy to listen to boring adults talking about boring safety. They wanted to go on an adventure. Little did they know they were being watched by two beady eyes from a hill not too far away.

"I'm getting tired," cried Pippin. "I'm not going to make it!"


"I'm not going home alone, now come on - HURRY!"

All they could do now was run - run as fast as they could. Through the woods and past Mr Briggs' farm they ran, and all the time the panting was getting closer and closer.

Pippin began to cry, her tears running down her face. "You go Blackberry. I'll try and hide in the grass!"

"It's no good, Pippin. He'll only sniff you out. You know what a good sense of smell he has!"

They ran and they ran and just as the beast was about to grab them, Whoooooosh! Down the hole they jumped and into the darkness they called 'home'.



English - Letter Writing - Lesson 1

This week we are going to follow some lessons from Oak National Academy. Click the link to enter your online classroom.

<https://classroom.thenational.academy/lessons/reading-comprehension-summary>

Make sure as a starter you complete the pre-learning quiz so your adult can see where you might get a bit stuck!


Activity - Letter Writing - Lesson 1

Once you have watched the video there is an activity to complete, this activity can be completed in your books.

The activity answers will be posted alongside the other answers at the end of the week.

Don't forget to complete the exit quiz which gives you instant feedback and answers.

Science



<https://www.bbc.co.uk/bitesize/articles/zjx6v4>

In the lesson above we are going to have a re-cap of our light and shadow topic. On the link there are some fun videos for you to watch and the activities are listed on there also.