



Year 3 Week 11 Day 2


Order of Learning

1. Starter
2. Main Activity

**To draw 2-D shapes based on
their properties**

If you want to Challenge yourself,
try our

HOTs

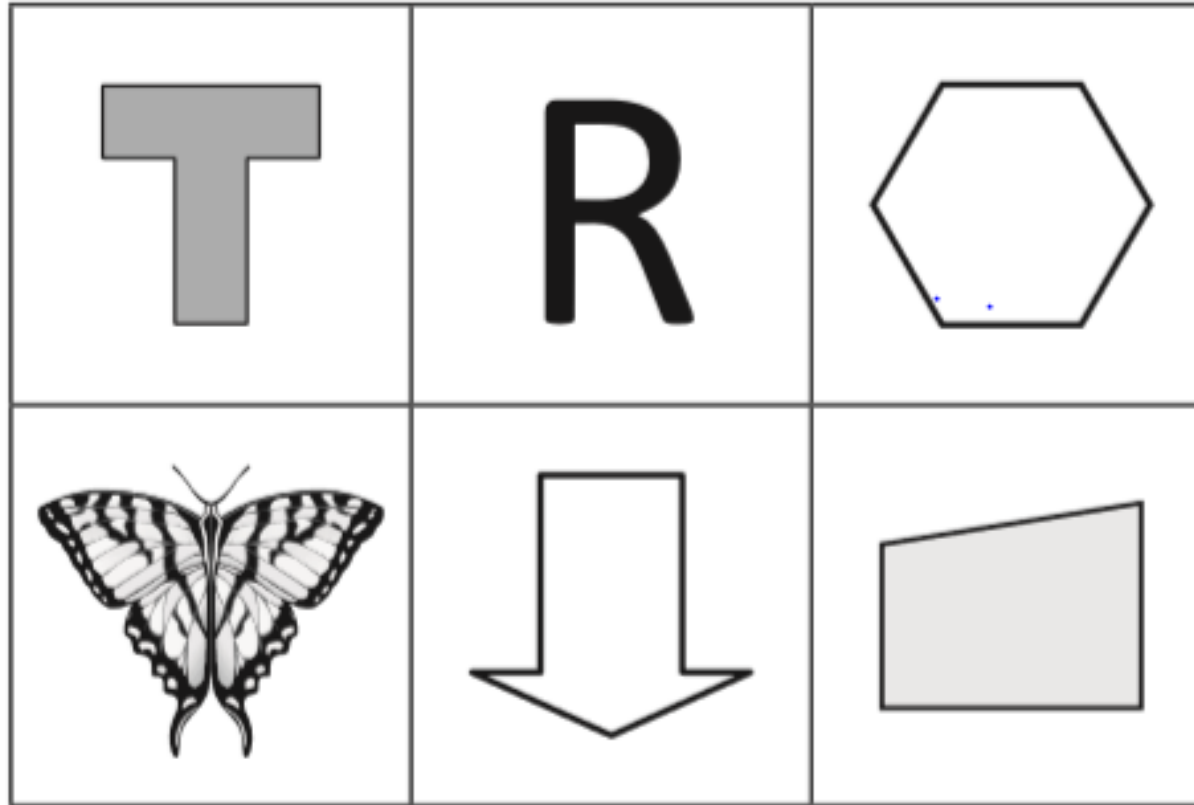


To be completed by everyone

Answers will be given on the answer sheet on Friday

Starter:

- 1** Look carefully at each shape. For any that are symmetrical, draw in the line of symmetry.



Maths - Shape

To be completed by everyone

To draw 2-D shapes based on their properties

Main Activity

Click on the link and begin your learning journey.
Complete the pre-quiz, watch the video and complete the activities



<https://classroom.thenational.academy/lessons/to-draw-2-d-shapes-based-on-their-properties>

The answers will be given at the end of the video.
Please stop the video and complete the activity before listening to the answers.

HOTs



Which shape is the odd one out?
Explain why.



If I put these shapes into order from the smallest number of sides to the largest, which shape would come third?



Where would a hexagon come in the list?
Why?

Answers will be given on the answer sheet on Friday

Spellings

Can you write a sentence for each of these spellings? Ensure each sentence includes the one of the spellings and the spellings are spelt CORRECTLY.

1. experiment
2. extreme
3. forward
4. height
5. believe
6. perhaps
7. promise
8. caught

Can you sort the spelling for this week into word classes?

Adjective

Adverb

Noun

Verb

Can you think of any more to add to each of the word classes?

English - Letter Writing - Lesson 2

Here is the second lesson of the week.

<https://classroom.thenational.academy/lessons/reading-comprehension-word-meaning>

Complete the quiz before starting the lesson so you can see the pre-learning (if you listened super carefully to yesterday's lesson this may help you with the quiz!) and also see where you may get stuck!

English - Letter Writing - Lesson 2

Once you have watched the video there is an activity to complete, this activity can be completed in your books.

The activity answers will be posted alongside the other answers at the end of the week.

Don't forget to complete the exit quiz which gives you instant feedback and answers.

Topic

Romans

<https://www.bbc.co.uk/bitesize/articles/zjxmktj>

Follow the link to access the BBC Bitesize lesson on the Romans invading Scotland.

We would then like you to create an information poster showing how the Romans invaded Scotland. (This is slightly different to the activity on the web link).

