



Year 3 Week 12 Day 3


## Order of Learning

1. Starter
2. Main Activity

**Measure: To compare mass**

If you want to Challenge yourself,  
try our

HOTs






To be completed by everyone

Answers will be given on the answer sheet on Friday

Starter:

**2** This pictogram shows the same data as the one above, but this time it has a different key.

- a Give this pictogram the same heading as the first graph.
- b Add the symbols for the number of snails. Look at the key.
- c Why is the second version of the graph better?

Worms	
Dragonflies	
Snails	
Butterflies	

In this pictogram a scale is used. Each picture represents 2 of each mini-beast.

# Maths - Measure

To be completed by everyone

**Measure: To compare mass**

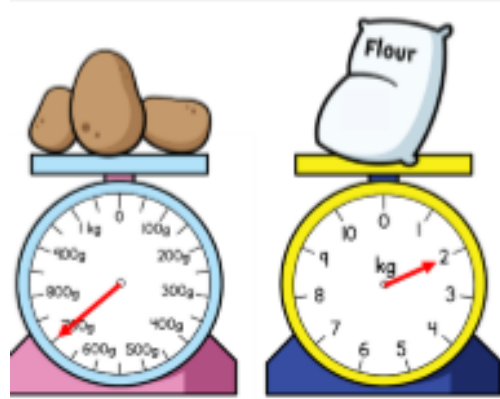
## Main Activity

Click on the link and begin your learning journey.  
Complete the pre-quiz, watch the video and complete the activities

<https://classroom.thenational.academy/lessons/measure-to-compare-mass>

The answers will be given at the end of the video.  
Please stop the video and complete the activity before listening to the answers.

# HOTs



Three children are weighing potatoes and flour.



Whitney

The potatoes weigh more because the arrow is further than the arrow on the flour scale.

The flour weighs less because 2 is less than 700



Amir



Alex

The flour weighs more because 2 kg is more than 700 g.

Who do you agree with?  
Explain your answer.

Dora buys two peaches and three pears.

One peach weighs 75 g.



Three pears weigh the same as two peaches.



How much does one pear weigh?

Answers will be given on the answer sheet on Friday

# Spellings

These words are all spelt incorrectly can you spot the mistakes and correct them?

1. aktuol
2. erli
3. nolig
4. imagin
5. regoola
6. resent
7. strang
8. suprize

Complete these sentences using words from your spellings of the week.

1. In science today we are doing an \_\_\_\_\_.
2. The weather has forecast \_\_\_\_\_ weather conditions for the weekend.
3. Move \_\_\_\_\_ so I can see the television too.
4. I am taller than you. What is your \_\_\_\_\_?
5. You have to \_\_\_\_\_ in yourself.
6. \_\_\_\_\_ we could go to the park tomorrow instead.
7. I won't forget our meeting tomorrow, I \_\_\_\_\_.
8. He was \_\_\_\_\_ taking sweets from the jar in the kitchen.

# English - Newspaper Report - Lesson 3

This is Lesson 3 of the week.

<https://classroom.thenational.academy/lessons/read-the-example-and-identify-the-key-features>

Complete the quiz before starting the lesson so you can see the pre-learning (if you listened super carefully to yesterday's lesson this may help you with the quiz!)

# English - Newspaper Report - Lesson 3

Once you have watched the video there is an activity to complete, this activity can be completed in your books.

The activity answers will be posted alongside the other answers at the end of the week.

Don't forget to complete the exit quiz which gives you instant feedback and answers.

Don't forget if there is anything you are stuck on from this week so far you can go back and re-cap at any point! - You can re-watch the lessons and re-take the quizzes if you would like to also!



# Computing

<https://www.bbc.co.uk/bitesize/articles/zht4kmn>

After following the lesson, we would love you to follow the instructions for 'How do we get computers to do what we want?'