



Year 3 Week 12 Day 5


## Order of Learning

1. Starter
2. Main Activity

**Add and subtract mass**

If you want to Challenge yourself,  
try our

HOTs






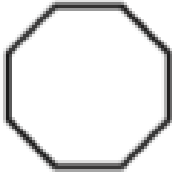




To be completed by everyone

Answers will be given on the answer sheet on Friday

## Starter

4

Mel sorted some shapes into a Carroll diagram but made some mistakes. Where did she go wrong? Ring the shapes that are in the wrong space and draw an arrow to the correct space it should be:

	Quadrilateral	Not quadrilateral
Striped	 	 
Not striped	 	 

# Maths - Measure

To be completed by everyone

## **Add and subtract mass**

### Main Activity

Click on the link and begin your learning journey.  
Complete the pre-quiz, watch the video and complete the activities

<https://classroom.thenational.academy/lessons/add-and-subtract-mass>

The answers will be given at the end of the video.  
Please stop the video and complete the activity before listening to the answers.

# HOTs



Use the clues to work out who has which container.



I have exactly half a litre

Annie



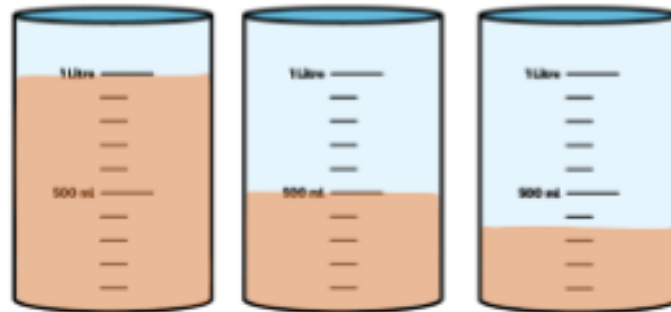
I have 1,000 ml

Amir



I have more than 300 ml but less than 400 ml

Eva



A

B

C

The chocolate bar weighs 100 g.  
How much does one muffin weigh?



How much does each side weigh?

*Answers will be given on the answer sheet on Friday*

# Spellings

Mini Spelling Test - ask your adult/sibling to test you on this week's spellings! How many did you get correct?

1. actual
2. early
3. knowledge
4. imagine
5. regular
6. recent
7. strange
8. surprise

Write a paragraph including all the spellings from this week.

# English - Newspaper Report - Lesson 5

<https://classroom.thenational.academy/lessons/to-use-key-features-in-order-to-write-own-composition-2042b6>

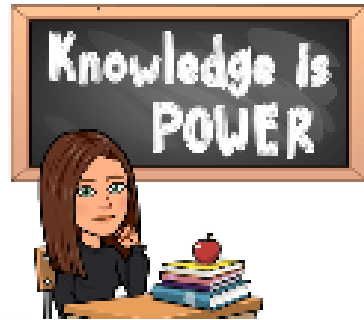
Complete the quiz before starting the lesson so you can see the pre-learning (if you listened super carefully to yesterday's lesson this may help you with the quiz!)



# English - Newspaper Report - Lesson 5

## Key features of a newspaper report

- Structure of a newspaper report
- Written in past tense and third person
- Adjectives/expanded noun phrases
- Conjunctions
  - Co-ordinating (and, but, yet, so...)
  - Subordinating (because, that, when...)
- Adverbs/fronted adverbial phrases
- Correct use of inverted commas for quotes



Use the information on the Oak Academy link to help plan and write your newspaper report.

Don't forget if there is anything you are stuck on from this week so far you can go back and re-cap at any point! - You can re-watch the lessons and re-take the quizzes if you would like to also!



# Art

<https://www.bbc.co.uk/bitesize/articles/zjvj7nb>

Click on the above link for this week's art lesson -  
Drawing and Painting

Activity - copy the sheets into your book and follow the activity (it says to print but does not need to be printed)

