



Year 3 Week 13 Day 3


## Order of Learning

1. Starter
2. Main Activity

**Read capacity and volume**

If you want to Challenge yourself,  
try our

HOTs

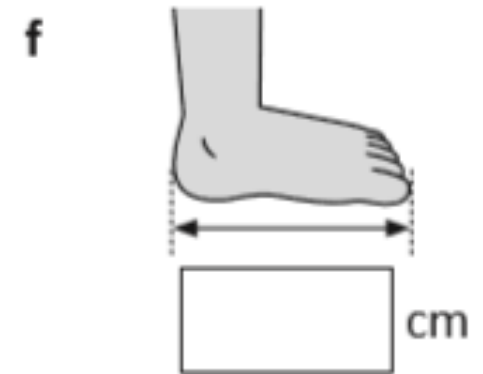
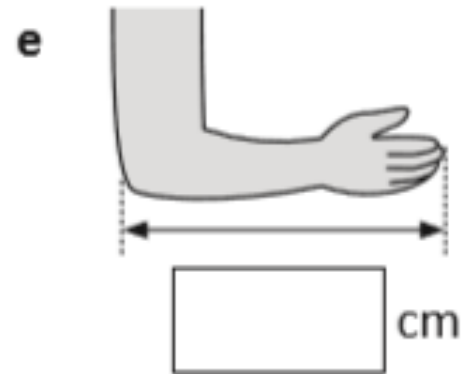
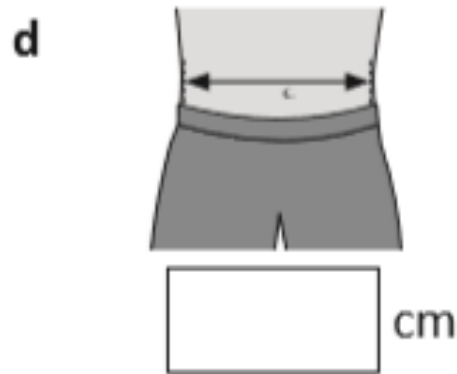
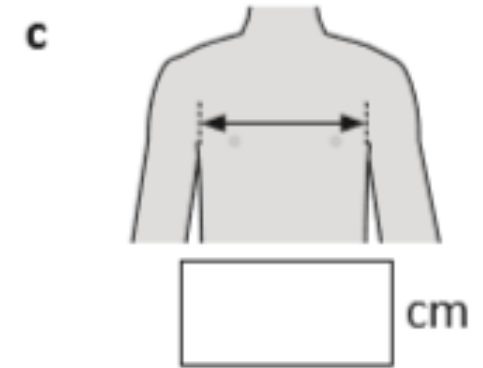
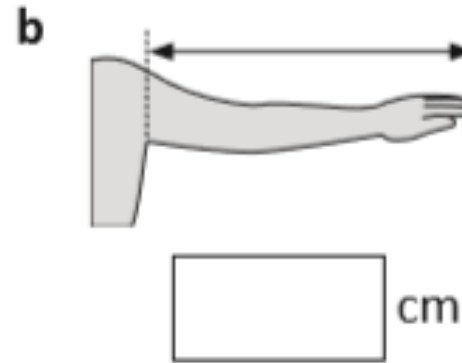
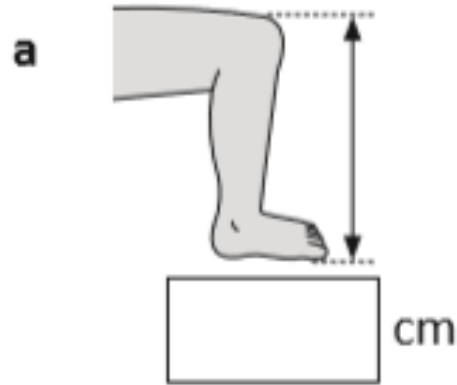


To be completed by everyone

Answers will be given on the answer sheet on Friday

Starter:

**3** Measure these parts of your body with a piece of string. Lay the string beside a metre ruler to work out the correct measurement for each.



# Maths - Measure

To be completed by everyone

## **Read capacity and volume**

### Main Activity

Click on the link and begin your learning journey.  
Complete the pre-quiz, watch the video and complete the activities

<https://classroom.thenational.academy/lessons/read-capacity-and-volume>

The answers will be given at the end of the video.  
Please stop the video and complete the activity before listening to the answers.

# HOTs



Rosie has a litre bottle of water.



She pours a drink for herself and two friends. Their glasses can hold up to 250 ml.



Teddy has more than Amir.  
Rosie has the most.

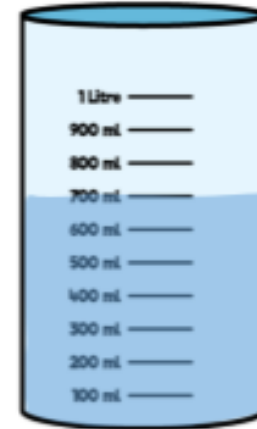
How much could each child have in their glass?

How much would be left in the bottle?

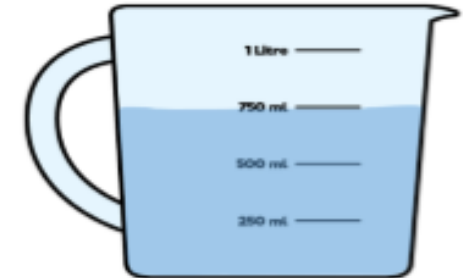


Eva

I know container 1 has more than container 2 in it because the water goes further up the side.



Container 1



Container 2

Is Eva correct? Explain your answer.

*Answers will be given on the answer sheet on Friday*

# Spellings

These words are all spelt incorrectly can you spot the mistakes and correct them?

1. librari
2. forwud
3. diside
4. medisin
5. compleet
6. arriv
7. rain
8. waite

Complete these sentences using words from your spellings of the week.

1. We should study in the \_\_\_\_\_.
2. We need to move \_\_\_\_\_ not backward.
3. It is important we \_\_\_\_\_ what to have for our tea tonight.
4. Take your \_\_\_\_\_ it will make you feel better.
5. Make sure you \_\_\_\_\_ your homework before you go play out.
6. What time will she \_\_\_\_\_?
7. How long did Queen Victoria \_\_\_\_\_?
8. \_\_\_\_\_ your turn!

# English - Story Writing - Lesson 3

This is Lesson 3 of the week.

<https://classroom.thenational.academy/lessons/to-identify-the-features-of-a-story>

Complete the quiz before starting the lesson so you can see the pre-learning (if you listened super carefully to yesterday's lesson this may help you with the quiz!)

# English - Story Writing - Lesson 3

Once you have watched the video there is an activity to complete, this activity can be completed in your books.

The activity answers will be posted alongside the other answers at the end of the week.

Don't forget to complete the exit quiz which gives you instant feedback and answers.

Don't forget if there is anything you are stuck on from this week so far you can go back and re-cap at any point! - You can re-watch the lessons and re-take the quizzes if you would like to also!



# Computing

We would like you to create a presentation about a new skill you have learnt over the Lockdown period.

We have heard some of you have been baking, learning to ride your bike and so much more!